


1st layer, L-steel upwards  
Watch out! Center the cowhorn



2nd layer L-steel downwards



Cowhorn hooks tight together



Watch out! keep Cowhorn Hooks same level above each other so they stick out all the same




3rd layer L-steel again facing upwards



Layer after layer L-steel facing up- and downwards, until you are on top



Facing from side L-steel makes a "O" or "Z" pattern



Stacking boxes on top of each other ✓

Paint ✗



Don't throw cowhorn hooks randomly in! ✗



No other stuff! Only cowhorn hooks! ✗



By randomly throwing them in the stacking boxes, you will be in short of boxes ✗




Remove iron wires ✗




Not on Pallets! ✗

Wrong stacking, will end in short of stacking boxes



Watch out! Risk of damaging cowhorn hooks Level them! ✗




Cowhorn hooks Painted! ✗

Down the road, double stacked, ready for pickup ✓



Please keep damaged cowhorn hooks a-side ✗



Both sides equal ✓

Half filled stacking box ✗



Half filled stacking box ✗  
Neatly stacked in stacking box ✓